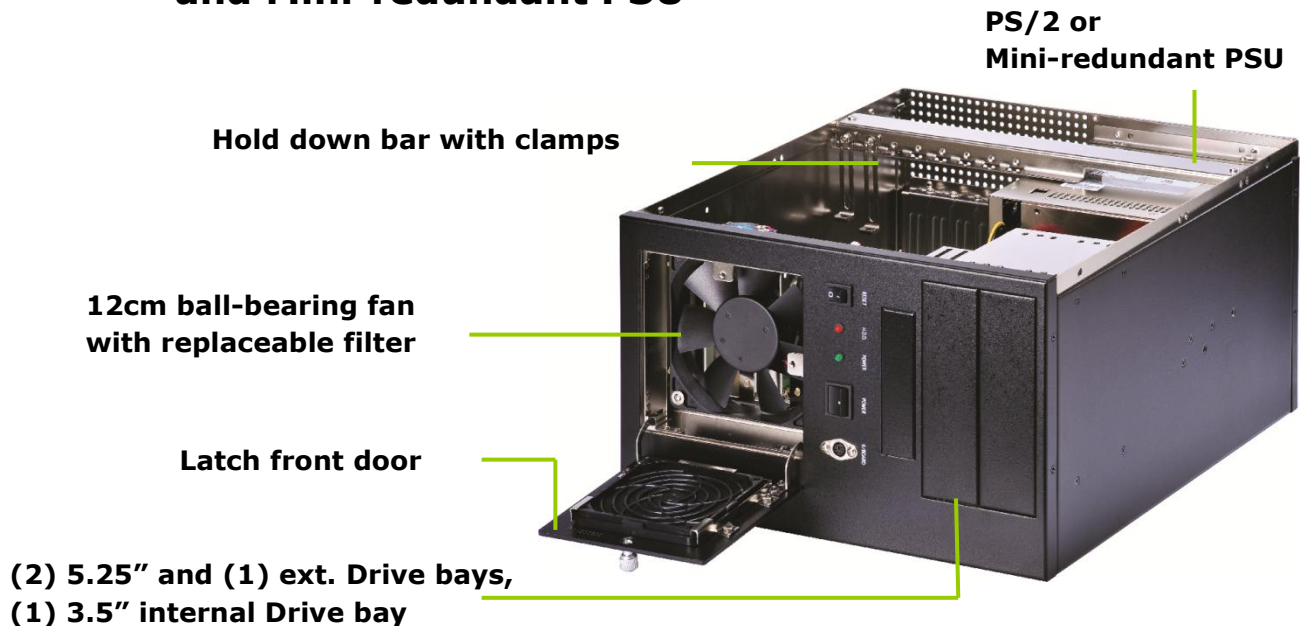




Shoebox wallmount chassis with 4 drive bays, supports ATX motherboard and Mini-redundant PSU



Introduction

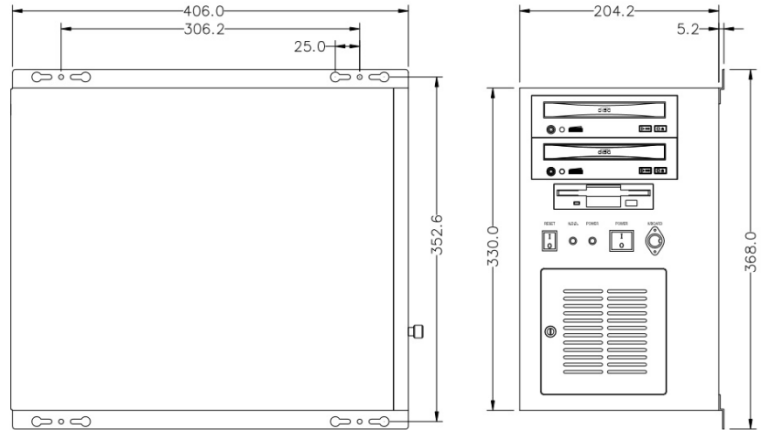
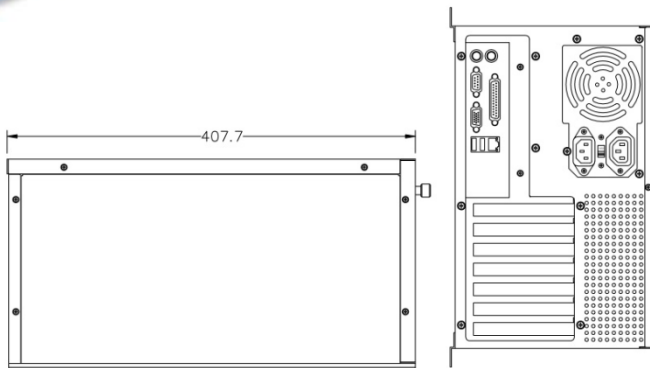
WMC-704M is a standard 7-slot full-length "Shoebox" wallmount or benchtop industrial chassis. It is designed to support ATX motherboard especially for industrial automation applications outside your server room where environment is extra harsh and unfriendly. Within its heavy-duty steel construction, it is equipped with two 5.25" and one 3.5" external Drive bays, and one 3.5" internal Drive bay for basic system requirement. Hold-down bar with clamps are provided to ensure stable operations against heavy vibration. A 12cm ball-bearing fan with replaceable air filter ensure excellent and clean cooling system for heavy-load applications. **WMC-704M** offers an ideal solution for computers in public area and mobile computers such as car computers or GPS.

Features

- Compact industrial wallmount chassis
- Heavy-duty steel construction shoebox, can be mounted horizontally or vertically
- (2) 5.25" and (1) 3.5" ext. drive bays, (1) 3.5" internal drive bay
- (1) 12cm ball-bearing fan with replaceable air filter
- 7-slot full-length expansion slots
- Supports PS2 or Mini-redundant PSU
- 330 x 406 x 204.2mm (WxDxH)



Mechanical Drawing



Construction

- Heavy-duty Steel

Color

- Black

Board Support

- ATX motherboard

Drive bay

- (2) 5.25" and (1) 3.5" ext. drive bays
- (1) 3.5" internal drive bay

Expansion

- (7) expansion slots

Port

- (1) PS/2 keyboard connector in front panel
- Optional USB ports

Switch

- Power On/Off
- Reset

Indicator

- Power On/Off LED
- HDD activity LED

Cooling System

- (1) 12cm ball-bearing fan

Power Supply

- PS2 or Mini-redundant

Operation Temperature

- 0~55 °C

Dimension (W x D x H)

- 330 x 406 x 204.2 mm
- 13 x 16 x 8 inches

Weight

- NW: 7.7kg / 17lbs
- GW: 9.6kg / 21.2lbs
- Packing box: 420 x 530 x 300mm

Ordering Information

WMC-704M	7-slot wallmount chassis for ATX M/B, with(2) 5.25" and (2) 3.5" drive bays
WMC-704M-400W	7-slot wallmount chassis for ATX M/B, with(2) 5.25" and (2) 3.5" drive bays, and 400W PSU
WMC-704M-600W	7-slot wallmount chassis for ATX M/B, with(2) 5.25" and (2) 3.5" drive bays, and 600W PSU
WMC-704M-400WR	7-slot wallmount chassis for ATX M/B, with(2) 5.25" and (2) 3.5" drive bays, and 400W Mini-redundant PSU